



Expert CFAO

TopSolid & hyperMILL

**Accompagnement
technique & industrialisation**

Positionnement & Expertise



- **Expert CFAO indépendant**
- **Accompagnement technique en industrialisation et usinage**
- **Renfort méthodologique auprès des équipes**

Industrialisation


- Définition des stratégies d'usinage
- Méthodes, montages et process
- Mise au point atelier

Programmation FAO



- Sur *TopSolid*® ou *hyperMILL*®
- Pièces simples à complexes
- Optimisation temps & qualité

Bases outils & automatisatisation


- 
- A photograph of a workstation in a dark industrial setting. In the foreground, four different types of metal tool bits are lined up on a dark surface. Behind them is a computer monitor displaying a software interface with a grid of data, a keyboard, and a tablet showing a 3D CAD model of a part. The background is filled with shelves of various tool bits.
- Structuration & harmonisation
 - Conditions de coupe intégrées
 - Standardisation des process

Documents atelier



- Gammes d'usinage
- Fiches outils
- Feuilles de contrôle

Accompagnement technique


- 
- A photograph showing three people in a professional setting. Two men and one woman are gathered around a computer monitor. The man on the left is looking at the screen, the man in the center is holding a smartphone, and the woman on the right is wearing large red headphones and looking at the screen. The monitor displays a 3D CAD model of a mechanical assembly with various colored wires and components. The background is dark and out of focus.
- **Atelier & méthodes**
 - **Approche orientée production**
 - **Renfort technique ponctuel**

Modalités



- Sur site ou à distance
- Forfait ou TJM
- Assistance technique ponctuelle à distance

Conseils CFAO

- 
- A photograph showing two men in a dark office environment. They are seated at a desk with two laptops and a tablet. Both laptops display 3D CAD models of a complex mechanical assembly. The man on the right is pointing at a tablet that shows a detailed comparison table with multiple columns and rows of data, including colored indicators (red, yellow, green).
- Analyse des besoins
 - Comparaison de solutions
 - Aide à la décision





MKT

PERFORMANCE

Le possible est maîtrisé. L'impossible se construit.

Kévin MARQUET

 **06 75 91 39 76**

 **contact@mktperformance.fr**

 **www.mktperformance.fr**